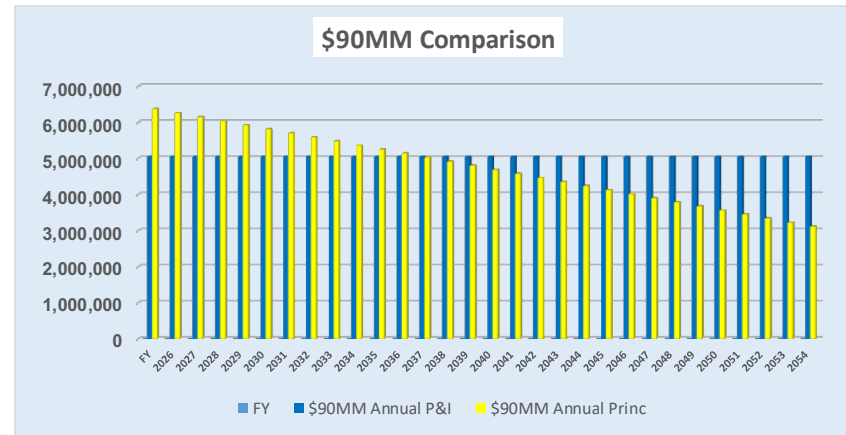
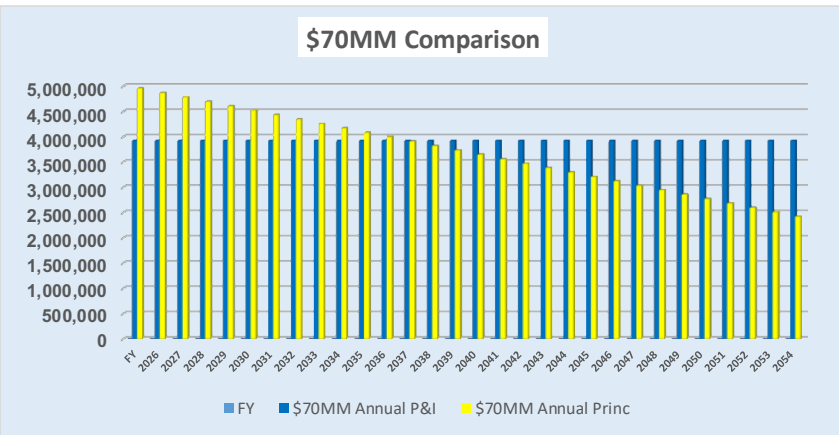
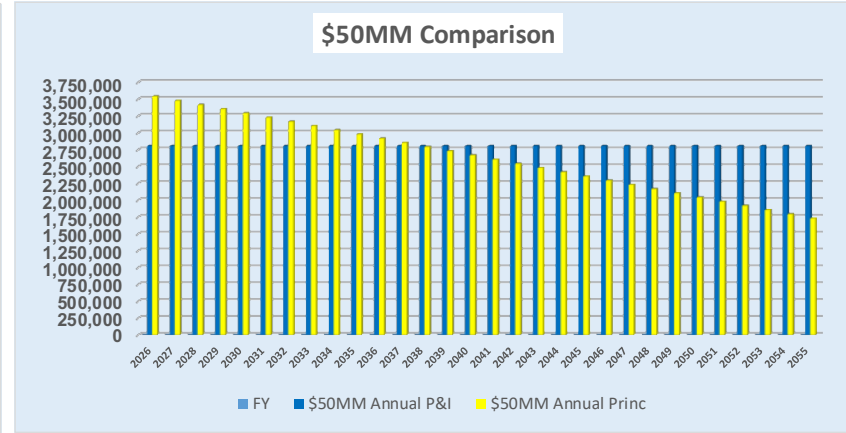
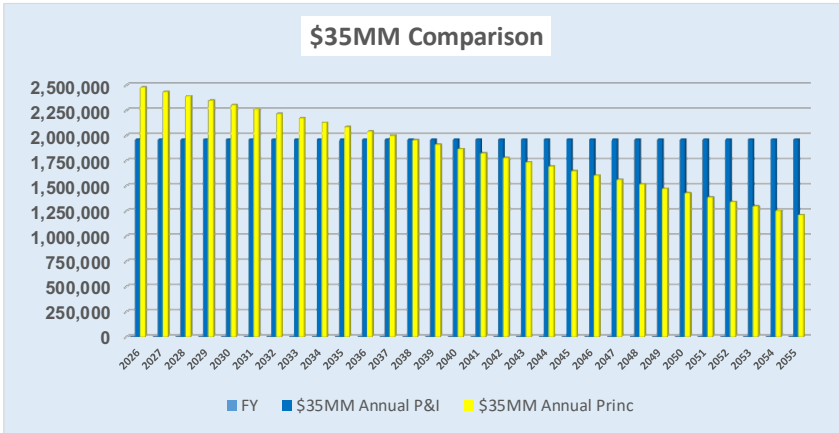


**Cape Elizabeth, Maine
Summary of Tax Impact**

	<u>Level P&I</u>	<u>Level Annual Prin.</u>	<u>Variance</u>
Amount		\$35,000,000	
Rate		3.75%	
Term		30 Years	
Total Interest	23,892,006	20,343,750	3,548,256
Total Debt Service	58,892,006	55,343,750	3,548,256
Annual Payment	1,963,067	2,479,167 to 1,210,417	
Tax Increase	4.87%		
Tax Increase 1st Year		6.15%	
	<u>Level P&I</u>	<u>Level Annual Prin.</u>	
Amount		\$50,000,000	
Rate		3.75%	
Term		30 Years	
Total Interest	34,131,437	29,062,500	5,068,937
Total Debt Service	84,131,437	79,062,500	5,068,937
Annual Payment	2,804,382	3,541,667 to 1,729,167	
Tax Increase	6.95%		
Tax Increase 1st Year		8.78%	
	<u>Level P&I</u>	<u>Level Annual Prin.</u>	
Amount		\$70,000,000	
Rate		3.75%	
Term		30 Years	
Total Interest	47,784,011	40,687,500	7,096,511
Total Debt Service	117,784,011	110,687,500	7,096,511
Annual Payment	3,926,164	4,958,333 to 3,926,133	
Tax Increase	9.74%		
Tax Increase 1st Year		12.29%	
	<u>Level P&I</u>	<u>Level Annual Prin.</u>	
Amount		\$90,000,000	
Rate		3.75%	
Term		30 Years	
Total Interest	61,436,586	52,312,500	9,124,086
Total Debt Service	151,436,589	142,312,500	9,124,089
Annual Payment	5,047,887	6,375,000 to 3,112,500	
Tax Increase	12.52%		
Tax Increase 1st Year		15.81%	
2023/2024 Budgeted Property Taxes = \$40,329,641			

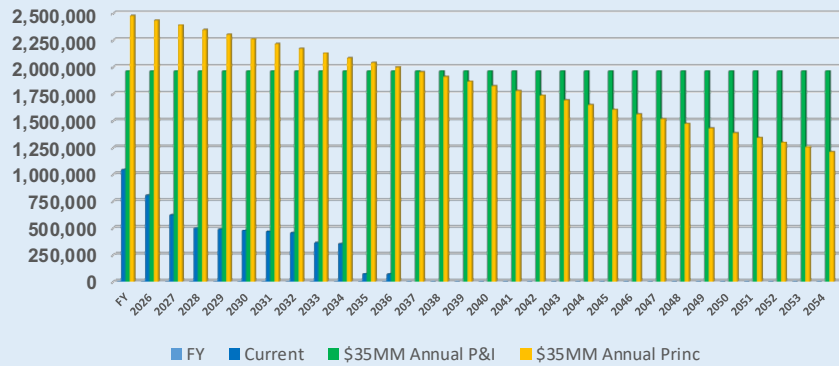


Town of Cape Elizabeth, Maine Annual P&I to Annual Level Principal Comparison

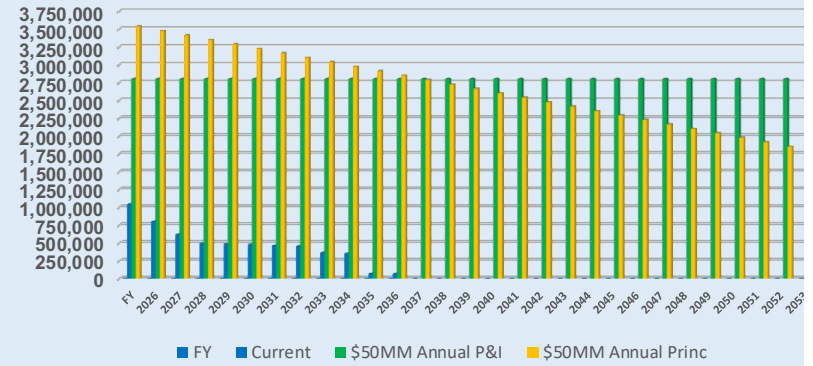


Town of Cape Elizabeth, Maine Annual P&I to Annual Level Principal Comparison With Current Outstanding Debt

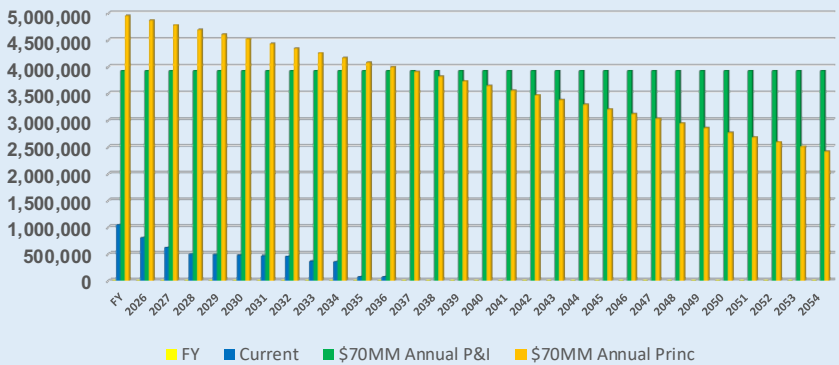
\$35MM Comparison with Current Outstanding Debt



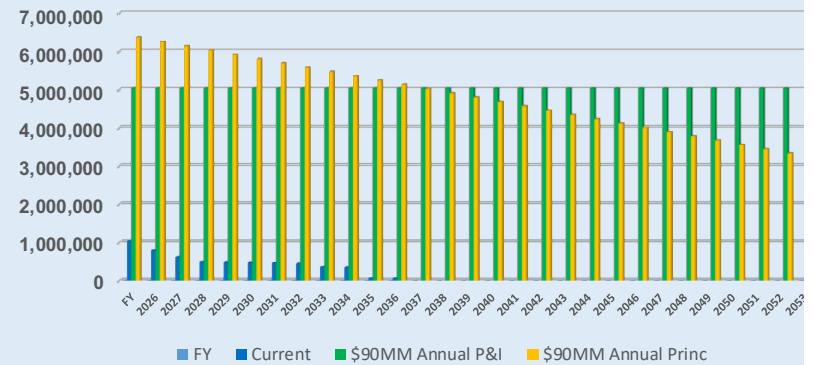
\$50MM Comparison with Current Outstanding Debt



\$70MM Comparison with Current Outstanding Debt



\$90MM Comparison with Current Outstanding Debt





**Town of Cape Elizabeth, Maine
Annual P&I to Annual Level Principal Comparison and Variance**

Fiscal Year	\$35MM			\$50MM			\$70MM			\$90MM		
	Level	Level	Variance	Level	Level	Variance	Level	Level	Variance	Level	Level	Variance
2025 / 2026	1,963,067	2,479,167	516,100	2,804,381	3,541,667	737,286	3,926,134	4,958,333	1,032,199	5,047,886	6,375,000	1,327,114
2026 / 2027	1,963,067	2,435,417	472,350	2,804,381	3,479,167	674,785	3,926,134	4,870,833	944,700	5,047,886	6,262,500	1,214,614
2027 / 2028	1,963,067	2,391,667	428,600	2,804,382	3,416,667	612,285	3,926,133	4,783,333	857,200	5,047,886	6,150,000	1,102,114
2028 / 2029	1,963,067	2,347,917	384,849	2,804,381	3,354,167	549,786	3,926,134	4,695,833	769,700	5,047,887	6,037,500	989,613
2029 / 2030	1,963,067	2,304,167	341,099	2,804,381	3,291,667	487,285	3,926,134	4,608,333	682,200	5,047,886	5,925,000	877,114
2030 / 2031	1,963,067	2,260,417	297,350	2,804,381	3,229,167	424,785	3,926,134	4,520,833	594,699	5,047,886	5,812,500	764,614
2031 / 2032	1,963,067	2,216,667	253,600	2,804,381	3,166,667	362,286	3,926,134	4,433,333	507,200	5,047,886	5,700,000	652,114
2032 / 2033	1,963,067	2,172,917	209,849	2,804,382	3,104,167	299,785	3,926,134	4,345,833	419,700	5,047,886	5,587,500	539,614
2033 / 2034	1,963,067	2,129,167	166,100	2,804,381	3,041,667	237,286	3,926,134	4,258,333	332,200	5,047,886	5,475,000	427,114
2034 / 2035	1,963,067	2,085,417	122,350	2,804,382	2,979,167	174,785	3,926,134	4,170,833	244,699	5,047,886	5,362,500	314,614
2035 / 2036	1,963,067	2,041,667	78,599	2,804,382	2,916,667	112,285	3,926,133	4,083,333	157,200	5,047,886	5,250,000	202,114
2036 / 2037	1,963,067	1,997,917	34,850	2,804,381	2,854,167	49,785	3,926,134	3,995,833	69,699	5,047,886	5,137,500	89,614
2037 / 2038	1,963,067	1,954,167	(8,900)	2,804,381	2,791,667	(12,715)	3,926,134	3,908,333	(17,800)	5,047,886	5,025,000	(22,886)
2038 / 2039	1,963,067	1,910,417	(52,650)	2,804,381	2,729,167	(75,214)	3,926,134	3,820,833	(105,301)	5,047,887	4,912,500	(135,387)
2039 / 2040	1,963,067	1,866,667	(96,401)	2,804,382	2,666,667	(137,715)	3,926,134	3,733,333	(192,800)	5,047,887	4,800,000	(247,887)
2040 / 2041	1,963,067	1,822,917	(140,150)	2,804,381	2,604,167	(200,215)	3,926,133	3,645,833	(280,300)	5,047,886	4,687,500	(360,386)
2041 / 2042	1,963,067	1,779,167	(183,901)	2,804,382	2,541,667	(262,715)	3,926,133	3,558,333	(367,800)	5,047,886	4,575,000	(472,886)
2042 / 2043	1,963,067	1,735,417	(227,650)	2,804,382	2,479,167	(325,215)	3,926,134	3,470,833	(455,301)	5,047,887	4,462,500	(585,387)
2043 / 2044	1,963,067	1,691,667	(271,401)	2,804,381	2,416,667	(387,715)	3,926,133	3,383,333	(542,800)	5,047,886	4,350,000	(697,886)
2044 / 2045	1,963,067	1,647,917	(315,150)	2,804,381	2,354,167	(450,215)	3,926,133	3,295,833	(630,300)	5,047,886	4,237,500	(810,386)
2045 / 2046	1,963,066	1,604,167	(358,900)	2,804,381	2,291,667	(512,714)	3,926,134	3,208,333	(717,800)	5,047,887	4,125,000	(922,887)
2046 / 2047	1,963,067	1,560,417	(402,651)	2,804,381	2,229,167	(575,214)	3,926,134	3,120,833	(805,300)	5,047,886	4,012,500	(1,035,386)
2047 / 2048	1,963,067	1,516,667	(446,400)	2,804,381	2,166,667	(637,715)	3,926,134	3,033,333	(892,800)	5,047,886	3,900,000	(1,147,886)
2048 / 2049	1,963,066	1,472,917	(490,150)	2,804,381	2,104,167	(700,214)	3,926,134	2,945,833	(980,300)	5,047,886	3,787,500	(1,260,386)
2049 / 2050	1,963,067	1,429,167	(533,900)	2,804,381	2,041,667	(762,714)	3,926,134	2,858,333	(1,067,801)	5,047,887	3,675,000	(1,372,887)
2050 / 2051	1,963,066	1,385,417	(577,650)	2,804,381	1,979,167	(825,214)	3,926,134	2,770,833	(1,155,300)	5,047,886	3,562,500	(1,485,386)
2051 / 2052	1,963,067	1,341,667	(621,400)	2,804,381	1,916,667	(887,715)	3,926,133	2,683,333	(1,242,800)	5,047,886	3,450,000	(1,597,886)
2052 / 2053	1,963,067	1,297,917	(665,150)	2,804,381	1,854,167	(950,214)	3,926,134	2,595,833	(1,330,301)	5,047,886	3,337,500	(1,710,386)
2053 / 2054	1,963,067	1,254,167	(708,900)	2,804,382	1,791,667	(1,012,715)	3,926,134	2,508,333	(1,417,800)	5,047,886	3,225,000	(1,822,886)
2054 / 2055	1,963,067	1,210,417	(752,651)	2,804,381	1,729,167	(1,075,215)	3,926,133	2,420,833	(1,505,300)	5,047,886	3,112,500	(1,935,386)
Total DS	58,892,006	55,343,750	(3,548,256)	84,131,437	79,062,500	(5,068,937)	117,784,011	110,687,500	(7,096,511)	151,436,586	142,312,500	(9,124,086)
Total Princips	(35,000,000)	(35,000,000)		(50,000,000)	(50,000,000)		(70,000,000)	(70,000,000)		(90,000,000)	(90,000,000)	
Total Interest	23,892,006	20,343,750		34,131,437	29,062,500		47,784,011	40,687,500		61,436,586	52,312,500	

Town of Cape Elizabeth, Maine
 2025 General Obligation Bonds
 \$35MM Level Annual P&I
 Dated Date Wednesday, January 1, 2025
 Delivery Date Wednesday, January 1, 2025



Debt Service Schedule

Date	Principal	Bond Type	Coupon	Interest	Debt Service	Fiscal Total	Bond Balance
7/1/2025				656,250.10	656,250.10		35,000,000.00
1/1/2026	650,567.00	Standard	3.750000	656,250.03	1,306,817.03	1,963,067.13	34,349,433.00
7/1/2026				644,051.90	644,051.90		
1/1/2027	674,963.00	Standard	3.750000	644,051.90	1,319,014.90	1,963,066.79	33,674,470.00
7/1/2027				631,396.34	631,396.34		
1/1/2028	700,274.00	Standard	3.750000	631,396.34	1,331,670.34	1,963,066.68	32,974,196.00
7/1/2028				618,266.20	618,266.20		
1/1/2029	726,535.00	Standard	3.750000	618,266.20	1,344,801.20	1,963,067.40	32,247,661.00
7/1/2029				604,643.67	604,643.67		
1/1/2030	753,780.00	Standard	3.750000	604,643.67	1,358,423.67	1,963,067.34	31,493,881.00
7/1/2030				590,510.30	590,510.30		
1/1/2031	782,046.00	Standard	3.750000	590,510.30	1,372,556.30	1,963,066.59	30,711,835.00
7/1/2031				575,846.93	575,846.93		
1/1/2032	811,373.00	Standard	3.750000	575,846.93	1,387,219.93	1,963,066.86	29,900,462.00
7/1/2032				560,633.69	560,633.69		
1/1/2033	841,800.00	Standard	3.750000	560,633.69	1,402,433.69	1,963,067.37	29,058,662.00
7/1/2033				544,849.94	544,849.94		
1/1/2034	873,367.00	Standard	3.750000	544,849.94	1,418,216.94	1,963,066.87	28,185,295.00
7/1/2034				528,474.31	528,474.31		
1/1/2035	906,118.00	Standard	3.750000	528,474.31	1,434,592.31	1,963,066.61	27,279,177.00
7/1/2035				511,484.59	511,484.59		
1/1/2036	940,098.00	Standard	3.750000	511,484.59	1,451,582.59	1,963,067.18	26,339,079.00
7/1/2036				493,857.75	493,857.75		
1/1/2037	975,351.00	Standard	3.750000	493,857.75	1,469,208.75	1,963,066.50	25,363,728.00
7/1/2037				475,569.92	475,569.92		
1/1/2038	1,011,927.00	Standard	3.750000	475,569.92	1,487,496.92	1,963,066.84	24,351,801.00
7/1/2038				456,596.29	456,596.29		
1/1/2039	1,049,874.00	Standard	3.750000	456,596.29	1,506,470.29	1,963,066.58	23,301,927.00
7/1/2039				436,911.15	436,911.15		
1/1/2040	1,089,245.00	Standard	3.750000	436,911.15	1,526,156.15	1,963,067.30	22,212,682.00
7/1/2040				416,487.81	416,487.81		
1/1/2041	1,130,091.00	Standard	3.750000	416,487.81	1,546,578.81	1,963,066.61	21,082,591.00
7/1/2041				395,298.60	395,298.60		
1/1/2042	1,172,470.00	Standard	3.750000	395,298.60	1,567,768.60	1,963,067.20	19,910,121.00
7/1/2042				373,314.79	373,314.79		
1/1/2043	1,216,437.00	Standard	3.750000	373,314.79	1,589,751.79	1,963,066.57	18,693,684.00
7/1/2043				350,506.59	350,506.59		
1/1/2044	1,262,054.00	Standard	3.750000	350,506.59	1,612,560.59	1,963,067.18	17,431,630.00
7/1/2044				326,843.08	326,843.08		
1/1/2045	1,309,381.00	Standard	3.750000	326,843.08	1,636,224.08	1,963,067.15	16,122,249.00
7/1/2045				302,292.18	302,292.18		
1/1/2046	1,358,482.00	Standard	3.750000	302,292.18	1,660,774.18	1,963,066.36	14,763,767.00
7/1/2046				276,820.64	276,820.64		
1/1/2047	1,409,426.00	Standard	3.750000	276,820.64	1,686,246.64	1,963,067.28	13,354,341.00
7/1/2047				250,393.90	250,393.90		
1/1/2048	1,462,279.00	Standard	3.750000	250,393.90	1,712,672.90	1,963,066.80	11,892,062.00
7/1/2048				222,976.17	222,976.17		
1/1/2049	1,517,114.00	Standard	3.750000	222,976.17	1,740,090.17	1,963,066.34	10,374,948.00
7/1/2049				194,530.28	194,530.28		
1/1/2050	1,574,006.00	Standard	3.750000	194,530.28	1,768,536.28	1,963,066.56	8,800,942.00
7/1/2050				165,017.67	165,017.67		
1/1/2051	1,633,031.00	Standard	3.750000	165,017.67	1,798,048.67	1,963,066.33	7,167,911.00
7/1/2051				134,398.34	134,398.34		
1/1/2052	1,694,270.00	Standard	3.750000	134,398.34	1,828,668.34	1,963,066.67	5,473,641.00
7/1/2052				102,630.77	102,630.77		
1/1/2053	1,757,805.00	Standard	3.750000	102,630.77	1,860,435.77	1,963,066.54	3,715,836.00
7/1/2053				69,671.93	69,671.93		
1/1/2054	1,823,723.00	Standard	3.750000	69,671.93	1,893,394.93	1,963,066.85	1,892,113.00
7/1/2054				35,477.12	35,477.12		
1/1/2055	1,892,113.00	Standard	3.750000	35,477.12	1,927,590.12	1,963,067.24	
	35,000,000.00			23,892,005.72	58,892,005.72		

Town of Cape Elizabeth, Maine
2025 General Obligation Bonds
\$35MM Level Annual Principal
Dated Date Wednesday, January 1, 2025
Delivery Date Wednesday, January 1, 2025



Debt Service Schedule

Date	Principal	Bond Type	Coupon	Interest	Debt Service	Fiscal Total	Bond Balance
7/1/2025				656,250.00	656,250.00		35,000,000.00
1/1/2026	1,166,666.67	Standard	3.750000	656,250.00	1,822,916.67	2,479,166.67	33,833,333.33
7/1/2026				634,375.00	634,375.00		
1/1/2027	1,166,666.67	Standard	3.750000	634,375.00	1,801,041.67	2,435,416.67	32,666,666.66
7/1/2027				612,500.00	612,500.00		
1/1/2028	1,166,666.67	Standard	3.750000	612,500.00	1,779,166.67	2,391,666.67	31,499,999.99
7/1/2028				590,625.00	590,625.00		
1/1/2029	1,166,666.67	Standard	3.750000	590,625.00	1,757,291.67	2,347,916.67	30,333,333.32
7/1/2029				568,750.00	568,750.00		
1/1/2030	1,166,666.67	Standard	3.750000	568,750.00	1,735,416.67	2,304,166.67	29,166,666.65
7/1/2030				546,875.00	546,875.00		
1/1/2031	1,166,666.67	Standard	3.750000	546,875.00	1,713,541.67	2,260,416.67	27,999,999.98
7/1/2031				525,000.00	525,000.00		
1/1/2032	1,166,666.67	Standard	3.750000	525,000.00	1,691,666.67	2,216,666.67	26,833,333.31
7/1/2032				503,125.00	503,125.00		
1/1/2033	1,166,666.67	Standard	3.750000	503,125.00	1,669,791.67	2,172,916.67	25,666,666.64
7/1/2033				481,250.00	481,250.00		
1/1/2034	1,166,666.67	Standard	3.750000	481,250.00	1,647,916.67	2,129,166.67	24,499,999.97
7/1/2034				459,375.00	459,375.00		
1/1/2035	1,166,666.67	Standard	3.750000	459,375.00	1,626,041.67	2,085,416.67	23,333,333.30
7/1/2035				437,500.00	437,500.00		
1/1/2036	1,166,666.67	Standard	3.750000	437,500.00	1,604,166.67	2,041,666.67	22,166,666.63
7/1/2036				415,625.00	415,625.00		
1/1/2037	1,166,666.67	Standard	3.750000	415,625.00	1,582,291.67	1,997,916.67	20,999,999.96
7/1/2037				393,750.00	393,750.00		
1/1/2038	1,166,666.67	Standard	3.750000	393,750.00	1,560,416.67	1,954,166.67	19,833,333.29
7/1/2038				371,875.00	371,875.00		
1/1/2039	1,166,666.67	Standard	3.750000	371,875.00	1,538,541.67	1,910,416.67	18,666,666.62
7/1/2039				350,000.00	350,000.00		
1/1/2040	1,166,666.67	Standard	3.750000	350,000.00	1,516,666.67	1,866,666.67	17,499,999.95
7/1/2040				328,125.00	328,125.00		
1/1/2041	1,166,666.67	Standard	3.750000	328,125.00	1,494,791.67	1,822,916.67	16,333,333.28
7/1/2041				306,250.00	306,250.00		
1/1/2042	1,166,666.67	Standard	3.750000	306,250.00	1,472,916.67	1,779,166.67	15,166,666.61
7/1/2042				284,375.00	284,375.00		
1/1/2043	1,166,666.67	Standard	3.750000	284,375.00	1,451,041.67	1,735,416.67	13,999,999.94
7/1/2043				262,500.00	262,500.00		
1/1/2044	1,166,666.67	Standard	3.750000	262,500.00	1,429,166.67	1,691,666.67	12,833,333.27
7/1/2044				240,625.00	240,625.00		
1/1/2045	1,166,666.67	Standard	3.750000	240,625.00	1,407,291.67	1,647,916.67	11,666,666.60
7/1/2045				218,750.00	218,750.00		
1/1/2046	1,166,666.66	Standard	3.750000	218,750.00	1,385,416.66	1,604,166.66	10,499,999.94
7/1/2046				196,875.00	196,875.00		
1/1/2047	1,166,666.66	Standard	3.750000	196,875.00	1,363,541.66	1,560,416.66	9,333,333.28
7/1/2047				175,000.00	175,000.00		
1/1/2048	1,166,666.66	Standard	3.750000	175,000.00	1,341,666.66	1,516,666.66	8,166,666.62
7/1/2048				153,125.00	153,125.00		
1/1/2049	1,166,666.66	Standard	3.750000	153,125.00	1,319,791.66	1,472,916.66	6,999,999.96
7/1/2049				131,250.00	131,250.00		
1/1/2050	1,166,666.66	Standard	3.750000	131,250.00	1,297,916.66	1,429,166.66	5,833,333.30
7/1/2050				109,375.00	109,375.00		
1/1/2051	1,166,666.66	Standard	3.750000	109,375.00	1,276,041.66	1,385,416.66	4,666,666.64
7/1/2051				87,500.00	87,500.00		
1/1/2052	1,166,666.66	Standard	3.750000	87,500.00	1,254,166.66	1,341,666.66	3,499,999.98
7/1/2052				65,625.00	65,625.00		
1/1/2053	1,166,666.66	Standard	3.750000	65,625.00	1,232,291.66	1,297,916.66	2,333,333.32
7/1/2053				43,750.00	43,750.00		
1/1/2054	1,166,666.66	Standard	3.750000	43,750.00	1,210,416.66	1,254,166.66	1,166,666.66
7/1/2054				21,875.00	21,875.00		
1/1/2055	1,166,666.66	Standard	3.750000	21,875.00	1,188,541.66	1,210,416.66	
	35,000,000.00			20,343,750.00	55,343,750.00		

Town of Cape Elizabeth, Maine
 2025 General Obligation Bonds
 \$50MM Level Annual P&I
 Dated Date Wednesday, January 1, 2025
 Delivery Date Wednesday, January 1, 2025



Debt Service Schedule

Date	Principal	Bond Type	Coupon	Interest	Debt Service	Fiscal Total	Bond Balance
7/1/2025				937,500.08	937,500.08		50,000,000.00
1/1/2026	929,381.00	Standard	3.750000	937,500.03	1,866,881.03	2,804,381.11	49,070,619.00
7/1/2026				920,074.13	920,074.13		
1/1/2027	964,233.00	Standard	3.750000	920,074.13	1,884,307.13	2,804,381.26	48,106,386.00
7/1/2027				901,994.76	901,994.76		
1/1/2028	1,000,392.00	Standard	3.750000	901,994.76	1,902,386.76	2,804,381.52	47,105,994.00
7/1/2028				883,237.41	883,237.41		
1/1/2029	1,037,906.00	Standard	3.750000	883,237.41	1,921,143.41	2,804,380.82	46,068,088.00
7/1/2029				863,776.67	863,776.67		
1/1/2030	1,076,828.00	Standard	3.750000	863,776.67	1,940,604.67	2,804,381.34	44,991,260.00
7/1/2030				843,586.15	843,586.15		
1/1/2031	1,117,209.00	Standard	3.750000	843,586.15	1,960,795.15	2,804,381.29	43,874,051.00
7/1/2031				822,638.48	822,638.48		
1/1/2032	1,159,104.00	Standard	3.750000	822,638.48	1,981,742.48	2,804,380.95	42,714,947.00
7/1/2032				800,905.28	800,905.28		
1/1/2033	1,202,571.00	Standard	3.750000	800,905.28	2,003,476.28	2,804,381.55	41,512,376.00
7/1/2033				778,357.07	778,357.07		
1/1/2034	1,247,667.00	Standard	3.750000	778,357.07	2,026,024.07	2,804,381.14	40,264,709.00
7/1/2034				754,963.32	754,963.32		
1/1/2035	1,294,455.00	Standard	3.750000	754,963.32	2,049,418.32	2,804,381.63	38,970,254.00
7/1/2035				730,692.29	730,692.29		
1/1/2036	1,342,997.00	Standard	3.750000	730,692.29	2,073,689.29	2,804,381.57	37,627,257.00
7/1/2036				705,511.09	705,511.09		
1/1/2037	1,393,359.00	Standard	3.750000	705,511.09	2,098,870.09	2,804,381.18	36,233,898.00
7/1/2037				679,385.61	679,385.61		
1/1/2038	1,445,610.00	Standard	3.750000	679,385.61	2,124,995.61	2,804,381.22	34,788,288.00
7/1/2038				652,280.42	652,280.42		
1/1/2039	1,499,820.00	Standard	3.750000	652,280.42	2,152,100.42	2,804,380.84	33,288,468.00
7/1/2039				624,158.80	624,158.80		
1/1/2040	1,556,064.00	Standard	3.750000	624,158.80	2,180,222.80	2,804,381.59	31,732,404.00
7/1/2040				594,982.60	594,982.60		
1/1/2041	1,614,416.00	Standard	3.750000	594,982.60	2,209,398.60	2,804,381.19	30,117,988.00
7/1/2041				564,712.30	564,712.30		
1/1/2042	1,674,957.00	Standard	3.750000	564,712.30	2,239,669.30	2,804,381.59	28,443,031.00
7/1/2042				533,306.85	533,306.85		
1/1/2043	1,737,768.00	Standard	3.750000	533,306.85	2,271,074.85	2,804,381.70	26,705,263.00
7/1/2043				500,723.70	500,723.70		
1/1/2044	1,802,934.00	Standard	3.750000	500,723.70	2,303,657.70	2,804,381.40	24,902,329.00
7/1/2044				466,918.69	466,918.69		
1/1/2045	1,870,544.00	Standard	3.750000	466,918.69	2,337,462.69	2,804,381.37	23,031,785.00
7/1/2045				431,845.99	431,845.99		
1/1/2046	1,940,689.00	Standard	3.750000	431,845.99	2,372,534.99	2,804,380.97	21,091,096.00
7/1/2046				395,458.07	395,458.07		
1/1/2047	2,013,465.00	Standard	3.750000	395,458.07	2,408,923.07	2,804,381.13	19,077,631.00
7/1/2047				357,705.60	357,705.60		
1/1/2048	2,088,970.00	Standard	3.750000	357,705.60	2,446,675.60	2,804,381.19	16,988,661.00
7/1/2048				318,537.41	318,537.41		
1/1/2049	2,167,306.00	Standard	3.750000	318,537.41	2,485,843.41	2,804,380.81	14,821,355.00
7/1/2049				277,900.42	277,900.42		
1/1/2050	2,248,580.00	Standard	3.750000	277,900.42	2,526,480.42	2,804,380.83	12,572,775.00
7/1/2050				235,739.54	235,739.54		
1/1/2051	2,332,902.00	Standard	3.750000	235,739.54	2,568,641.54	2,804,381.08	10,239,873.00
7/1/2051				191,997.63	191,997.63		
1/1/2052	2,420,386.00	Standard	3.750000	191,997.63	2,612,383.63	2,804,381.25	7,819,487.00
7/1/2052				146,615.39	146,615.39		
1/1/2053	2,511,150.00	Standard	3.750000	146,615.39	2,657,765.39	2,804,380.77	5,308,337.00
7/1/2053				99,531.32	99,531.32		
1/1/2054	2,605,319.00	Standard	3.750000	99,531.32	2,704,850.32	2,804,381.64	2,703,018.00
7/1/2054				50,681.59	50,681.59		
1/1/2055	2,703,018.00	Standard	3.750000	50,681.59	2,753,699.59	2,804,381.18	
	50,000,000.00			34,131,437.11	84,131,437.11		

Town of Cape Elizabeth, Maine
 2025 General Obligation Bonds
 \$50MM Level Annual Principal
 Dated Date Wednesday, January 1, 2025
 Delivery Date Wednesday, January 1, 2025



MOORS & CABOT
 INVESTMENTS
 EST. 1890

Debt Service Schedule

Date	Principal	Bond Type	Coupon	Interest	Debt Service	Fiscal Total	Bond Balance
7/1/2025				937,500.00	937,500.00		50,000,000.00
1/1/2026	1,666,666.67	Standard	3.750000	937,500.00	2,604,166.67	3,541,666.67	48,333,333.33
7/1/2026				906,250.00	906,250.00		
1/1/2027	1,666,666.67	Standard	3.750000	906,250.00	2,572,916.67	3,479,166.67	46,666,666.66
7/1/2027				875,000.00	875,000.00		
1/1/2028	1,666,666.67	Standard	3.750000	875,000.00	2,541,666.67	3,416,666.67	44,999,999.99
7/1/2028				843,750.00	843,750.00		
1/1/2029	1,666,666.67	Standard	3.750000	843,750.00	2,510,416.67	3,354,166.67	43,333,333.32
7/1/2029				812,500.00	812,500.00		
1/1/2030	1,666,666.67	Standard	3.750000	812,500.00	2,479,166.67	3,291,666.67	41,666,666.65
7/1/2030				781,250.00	781,250.00		
1/1/2031	1,666,666.67	Standard	3.750000	781,250.00	2,447,916.67	3,229,166.67	39,999,999.98
7/1/2031				750,000.00	750,000.00		
1/1/2032	1,666,666.67	Standard	3.750000	750,000.00	2,416,666.67	3,166,666.67	38,333,333.31
7/1/2032				718,750.00	718,750.00		
1/1/2033	1,666,666.67	Standard	3.750000	718,750.00	2,385,416.67	3,104,166.67	36,666,666.64
7/1/2033				687,500.00	687,500.00		
1/1/2034	1,666,666.67	Standard	3.750000	687,500.00	2,354,166.67	3,041,666.67	34,999,999.97
7/1/2034				656,250.00	656,250.00		
1/1/2035	1,666,666.67	Standard	3.750000	656,250.00	2,322,916.67	2,979,166.67	33,333,333.30
7/1/2035				625,000.00	625,000.00		
1/1/2036	1,666,666.67	Standard	3.750000	625,000.00	2,291,666.67	2,916,666.67	31,666,666.63
7/1/2036				593,750.00	593,750.00		
1/1/2037	1,666,666.67	Standard	3.750000	593,750.00	2,260,416.67	2,854,166.67	29,999,999.96
7/1/2037				562,500.00	562,500.00		
1/1/2038	1,666,666.67	Standard	3.750000	562,500.00	2,229,166.67	2,791,666.67	28,333,333.29
7/1/2038				531,250.00	531,250.00		
1/1/2039	1,666,666.67	Standard	3.750000	531,250.00	2,197,916.67	2,729,166.67	26,666,666.62
7/1/2039				500,000.00	500,000.00		
1/1/2040	1,666,666.67	Standard	3.750000	500,000.00	2,166,666.67	2,666,666.67	24,999,999.95
7/1/2040				468,750.00	468,750.00		
1/1/2041	1,666,666.67	Standard	3.750000	468,750.00	2,135,416.67	2,604,166.67	23,333,333.28
7/1/2041				437,500.00	437,500.00		
1/1/2042	1,666,666.67	Standard	3.750000	437,500.00	2,104,166.67	2,541,666.67	21,666,666.61
7/1/2042				406,250.00	406,250.00		
1/1/2043	1,666,666.67	Standard	3.750000	406,250.00	2,072,916.67	2,479,166.67	19,999,999.94
7/1/2043				375,000.00	375,000.00		
1/1/2044	1,666,666.67	Standard	3.750000	375,000.00	2,041,666.67	2,416,666.67	18,333,333.27
7/1/2044				343,750.00	343,750.00		
1/1/2045	1,666,666.67	Standard	3.750000	343,750.00	2,010,416.67	2,354,166.67	16,666,666.60
7/1/2045				312,500.00	312,500.00		
1/1/2046	1,666,666.66	Standard	3.750000	312,500.00	1,979,166.66	2,291,666.66	14,999,999.94
7/1/2046				281,250.00	281,250.00		
1/1/2047	1,666,666.66	Standard	3.750000	281,250.00	1,947,916.66	2,229,166.66	13,333,333.28
7/1/2047				250,000.00	250,000.00		
1/1/2048	1,666,666.66	Standard	3.750000	250,000.00	1,916,666.66	2,166,666.66	11,666,666.62
7/1/2048				218,750.00	218,750.00		
1/1/2049	1,666,666.66	Standard	3.750000	218,750.00	1,885,416.66	2,104,166.66	9,999,999.96
7/1/2049				187,500.00	187,500.00		
1/1/2050	1,666,666.66	Standard	3.750000	187,500.00	1,854,166.66	2,041,666.66	8,333,333.30
7/1/2050				156,250.00	156,250.00		
1/1/2051	1,666,666.66	Standard	3.750000	156,250.00	1,822,916.66	1,979,166.66	6,666,666.64
7/1/2051				125,000.00	125,000.00		
1/1/2052	1,666,666.66	Standard	3.750000	125,000.00	1,791,666.66	1,916,666.66	4,999,999.98
7/1/2052				93,750.00	93,750.00		
1/1/2053	1,666,666.66	Standard	3.750000	93,750.00	1,760,416.66	1,854,166.66	3,333,333.32
7/1/2053				62,500.00	62,500.00		
1/1/2054	1,666,666.66	Standard	3.750000	62,500.00	1,729,166.66	1,791,666.66	1,666,666.66
7/1/2054				31,250.00	31,250.00		
1/1/2055	1,666,666.66	Standard	3.750000	31,250.00	1,697,916.66	1,729,166.66	
	50,000,000.00			29,062,500.00	79,062,500.00		

Town of Cape Elizabeth, Maine
 2025 General Obligation Bonds
 \$70MM Level Annual P&I
 Dated Date Wednesday, January 1, 2025
 Delivery Date Wednesday, January 1, 2025



Debt Service Schedule

Date	Principal	Bond Type	Coupon	Interest	Debt Service	Fiscal Total	Bond Balance
7/1/2025				1,312,500.13	1,312,500.13		70,000,000.00
1/1/2026	1,301,134.00	Standard	3.750000	1,312,500.02	2,613,634.02	3,926,134.15	68,698,866.00
7/1/2026				1,288,103.76	1,288,103.76		
1/1/2027	1,349,926.00	Standard	3.750000	1,288,103.76	2,638,029.76	3,926,133.51	67,348,940.00
7/1/2027				1,262,792.64	1,262,792.64		
1/1/2028	1,400,548.00	Standard	3.750000	1,262,792.64	2,663,340.64	3,926,133.28	65,948,392.00
7/1/2028				1,236,532.37	1,236,532.37		
1/1/2029	1,453,069.00	Standard	3.750000	1,236,532.37	2,689,601.37	3,926,133.73	64,495,323.00
7/1/2029				1,209,287.32	1,209,287.32		
1/1/2030	1,507,559.00	Standard	3.750000	1,209,287.32	2,716,846.32	3,926,133.64	62,987,764.00
7/1/2030				1,181,020.59	1,181,020.59		
1/1/2031	1,564,093.00	Standard	3.750000	1,181,020.59	2,745,113.59	3,926,134.18	61,423,671.00
7/1/2031				1,151,693.85	1,151,693.85		
1/1/2032	1,622,746.00	Standard	3.750000	1,151,693.85	2,774,439.85	3,926,133.69	59,800,925.00
7/1/2032				1,121,267.36	1,121,267.36		
1/1/2033	1,683,599.00	Standard	3.750000	1,121,267.36	2,804,866.36	3,926,133.71	58,117,326.00
7/1/2033				1,089,699.88	1,089,699.88		
1/1/2034	1,746,734.00	Standard	3.750000	1,089,699.88	2,836,433.88	3,926,133.75	56,370,592.00
7/1/2034				1,056,948.61	1,056,948.61		
1/1/2035	1,812,237.00	Standard	3.750000	1,056,948.61	2,869,185.61	3,926,134.22	54,558,355.00
7/1/2035				1,022,969.17	1,022,969.17		
1/1/2036	1,880,195.00	Standard	3.750000	1,022,969.17	2,903,164.17	3,926,133.33	52,678,160.00
7/1/2036				987,715.51	987,715.51		
1/1/2037	1,950,703.00	Standard	3.750000	987,715.51	2,938,418.51	3,926,134.02	50,727,457.00
7/1/2037				951,139.83	951,139.83		
1/1/2038	2,023,854.00	Standard	3.750000	951,139.83	2,974,993.83	3,926,133.66	48,703,603.00
7/1/2038				913,192.57	913,192.57		
1/1/2039	2,099,749.00	Standard	3.750000	913,192.57	3,012,941.57	3,926,134.13	46,603,854.00
7/1/2039				873,822.27	873,822.27		
1/1/2040	2,178,489.00	Standard	3.750000	873,822.27	3,052,311.27	3,926,133.54	44,425,365.00
7/1/2040				832,975.60	832,975.60		
1/1/2041	2,260,182.00	Standard	3.750000	832,975.60	3,093,157.60	3,926,133.20	42,165,183.00
7/1/2041				790,597.19	790,597.19		
1/1/2042	2,344,939.00	Standard	3.750000	790,597.19	3,135,536.19	3,926,133.37	39,820,244.00
7/1/2042				746,629.58	746,629.58		
1/1/2043	2,432,875.00	Standard	3.750000	746,629.58	3,179,504.58	3,926,134.16	37,387,369.00
7/1/2043				701,013.18	701,013.18		
1/1/2044	2,524,107.00	Standard	3.750000	701,013.18	3,225,120.18	3,926,133.35	34,863,262.00
7/1/2044				653,686.17	653,686.17		
1/1/2045	2,618,761.00	Standard	3.750000	653,686.17	3,272,447.17	3,926,133.34	32,244,501.00
7/1/2045				604,584.40	604,584.40		
1/1/2046	2,716,965.00	Standard	3.750000	604,584.40	3,321,549.40	3,926,133.80	29,527,536.00
7/1/2046				553,641.31	553,641.31		
1/1/2047	2,818,851.00	Standard	3.750000	553,641.31	3,372,492.31	3,926,133.61	26,708,685.00
7/1/2047				500,787.85	500,787.85		
1/1/2048	2,924,558.00	Standard	3.750000	500,787.85	3,425,345.85	3,926,133.70	23,784,127.00
7/1/2048				445,952.39	445,952.39		
1/1/2049	3,034,229.00	Standard	3.750000	445,952.39	3,480,181.39	3,926,133.77	20,749,898.00
7/1/2049				389,060.59	389,060.59		
1/1/2050	3,148,013.00	Standard	3.750000	389,060.59	3,537,073.59	3,926,134.18	17,601,885.00
7/1/2050				330,035.35	330,035.35		
1/1/2051	3,266,063.00	Standard	3.750000	330,035.35	3,596,098.35	3,926,133.69	14,335,822.00
7/1/2051				268,796.67	268,796.67		
1/1/2052	3,388,540.00	Standard	3.750000	268,796.67	3,657,336.67	3,926,133.33	10,947,282.00
7/1/2052				205,261.54	205,261.54		
1/1/2053	3,515,611.00	Standard	3.750000	205,261.54	3,720,872.54	3,926,134.08	7,431,671.00
7/1/2053				139,343.84	139,343.84		
1/1/2054	3,647,446.00	Standard	3.750000	139,343.84	3,786,789.84	3,926,133.67	3,784,225.00
7/1/2054				70,954.22	70,954.22		
1/1/2055	3,784,225.00	Standard	3.750000	70,954.22	3,855,179.22	3,926,133.44	
	70,000,000.00			47,784,011.23	117,784,011.23		

Town of Cape Elizabeth, Maine
 2025 General Obligation Bonds
 \$70MM Level Annual Principal
 Dated Date Wednesday, January 1, 2025
 Delivery Date Wednesday, January 1, 2025



Debt Service Schedule

Date	Principal	Bond Type	Coupon	Interest	Debt Service	Fiscal Total	Bond Balance
7/1/2025				1,312,500.00	1,312,500.00		70,000,000.00
1/1/2026	2,333,333.34	Standard	3.750000	1,312,500.00	3,645,833.34	4,958,333.34	67,666,666.66
7/1/2026				1,268,750.00	1,268,750.00		
1/1/2027	2,333,333.34	Standard	3.750000	1,268,750.00	3,602,083.34	4,870,833.34	65,333,333.32
7/1/2027				1,225,000.00	1,225,000.00		
1/1/2028	2,333,333.34	Standard	3.750000	1,225,000.00	3,558,333.34	4,783,333.34	62,999,999.98
7/1/2028				1,181,250.00	1,181,250.00		
1/1/2029	2,333,333.34	Standard	3.750000	1,181,250.00	3,514,583.34	4,695,833.34	60,666,666.64
7/1/2029				1,137,500.00	1,137,500.00		
1/1/2030	2,333,333.34	Standard	3.750000	1,137,500.00	3,470,833.34	4,608,333.34	58,333,333.30
7/1/2030				1,093,750.00	1,093,750.00		
1/1/2031	2,333,333.34	Standard	3.750000	1,093,750.00	3,427,083.34	4,520,833.34	55,999,999.96
7/1/2031				1,050,000.00	1,050,000.00		
1/1/2032	2,333,333.34	Standard	3.750000	1,050,000.00	3,383,333.34	4,433,333.34	53,666,666.62
7/1/2032				1,006,250.00	1,006,250.00		
1/1/2033	2,333,333.34	Standard	3.750000	1,006,250.00	3,339,583.34	4,345,833.34	51,333,333.28
7/1/2033				962,500.00	962,500.00		
1/1/2034	2,333,333.34	Standard	3.750000	962,500.00	3,295,833.34	4,258,333.34	48,999,999.94
7/1/2034				918,750.00	918,750.00		
1/1/2035	2,333,333.34	Standard	3.750000	918,750.00	3,252,083.34	4,170,833.34	46,666,666.60
7/1/2035				875,000.00	875,000.00		
1/1/2036	2,333,333.33	Standard	3.750000	875,000.00	3,208,333.33	4,083,333.33	44,333,333.27
7/1/2036				831,250.00	831,250.00		
1/1/2037	2,333,333.33	Standard	3.750000	831,250.00	3,164,583.33	3,995,833.33	41,999,999.94
7/1/2037				787,500.00	787,500.00		
1/1/2038	2,333,333.33	Standard	3.750000	787,500.00	3,120,833.33	3,908,333.33	39,666,666.61
7/1/2038				743,750.00	743,750.00		
1/1/2039	2,333,333.33	Standard	3.750000	743,750.00	3,077,083.33	3,820,833.33	37,333,333.28
7/1/2039				700,000.00	700,000.00		
1/1/2040	2,333,333.33	Standard	3.750000	700,000.00	3,033,333.33	3,733,333.33	34,999,999.95
7/1/2040				656,250.00	656,250.00		
1/1/2041	2,333,333.33	Standard	3.750000	656,250.00	2,989,583.33	3,645,833.33	32,666,666.62
7/1/2041				612,500.00	612,500.00		
1/1/2042	2,333,333.33	Standard	3.750000	612,500.00	2,945,833.33	3,558,333.33	30,333,333.29
7/1/2042				568,750.00	568,750.00		
1/1/2043	2,333,333.33	Standard	3.750000	568,750.00	2,902,083.33	3,470,833.33	27,999,999.96
7/1/2043				525,000.00	525,000.00		
1/1/2044	2,333,333.33	Standard	3.750000	525,000.00	2,858,333.33	3,383,333.33	25,666,666.63
7/1/2044				481,250.00	481,250.00		
1/1/2045	2,333,333.33	Standard	3.750000	481,250.00	2,814,583.33	3,295,833.33	23,333,333.30
7/1/2045				437,500.00	437,500.00		
1/1/2046	2,333,333.33	Standard	3.750000	437,500.00	2,770,833.33	3,208,333.33	20,999,999.97
7/1/2046				393,750.00	393,750.00		
1/1/2047	2,333,333.33	Standard	3.750000	393,750.00	2,727,083.33	3,120,833.33	18,666,666.64
7/1/2047				350,000.00	350,000.00		
1/1/2048	2,333,333.33	Standard	3.750000	350,000.00	2,683,333.33	3,033,333.33	16,333,333.31
7/1/2048				306,250.00	306,250.00		
1/1/2049	2,333,333.33	Standard	3.750000	306,250.00	2,639,583.33	2,945,833.33	13,999,999.98
7/1/2049				262,500.00	262,500.00		
1/1/2050	2,333,333.33	Standard	3.750000	262,500.00	2,595,833.33	2,858,333.33	11,666,666.65
7/1/2050				218,750.00	218,750.00		
1/1/2051	2,333,333.33	Standard	3.750000	218,750.00	2,552,083.33	2,770,833.33	9,333,333.32
7/1/2051				175,000.00	175,000.00		
1/1/2052	2,333,333.33	Standard	3.750000	175,000.00	2,508,333.33	2,683,333.33	6,999,999.99
7/1/2052				131,250.00	131,250.00		
1/1/2053	2,333,333.33	Standard	3.750000	131,250.00	2,464,583.33	2,595,833.33	4,666,666.66
7/1/2053				87,500.00	87,500.00		
1/1/2054	2,333,333.33	Standard	3.750000	87,500.00	2,420,833.33	2,508,333.33	2,333,333.33
7/1/2054				43,750.00	43,750.00		
1/1/2055	2,333,333.33	Standard	3.750000	43,750.00	2,377,083.33	2,420,833.33	
	70,000,000.00			40,687,500.00	110,687,500.00		

Town of Cape Elizabeth, Maine
 2025 General Obligation Bonds
 \$90MM Level Annual P&I
 Dated Date Wednesday, January 1, 2025
 Delivery Date Wednesday, January 1, 2025



Debt Service Schedule

Date	Principal	Bond Type	Coupon	Interest	Debt Service	Fiscal Total	Bond Balance
7/1/2025				1,687,500.09	1,687,500.09		90,000,000.00
1/1/2026	1,672,886.00	Standard	3.750000	1,687,500.03	3,360,386.03	5,047,886.12	88,327,114.00
7/1/2026				1,656,133.41	1,656,133.41		
1/1/2027	1,735,619.00	Standard	3.750000	1,656,133.41	3,391,752.41	5,047,885.82	86,591,495.00
7/1/2027				1,623,590.56	1,623,590.56		
1/1/2028	1,800,705.00	Standard	3.750000	1,623,590.56	3,424,295.56	5,047,886.11	84,790,790.00
7/1/2028				1,589,827.34	1,589,827.34		
1/1/2029	1,868,232.00	Standard	3.750000	1,589,827.34	3,458,059.34	5,047,886.67	82,922,558.00
7/1/2029				1,554,797.99	1,554,797.99		
1/1/2030	1,938,290.00	Standard	3.750000	1,554,797.99	3,493,087.99	5,047,885.97	80,984,268.00
7/1/2030				1,518,455.05	1,518,455.05		
1/1/2031	2,010,976.00	Standard	3.750000	1,518,455.05	3,529,431.05	5,047,886.09	78,973,292.00
7/1/2031				1,480,749.25	1,480,749.25		
1/1/2032	2,086,388.00	Standard	3.750000	1,480,749.25	3,567,137.25	5,047,886.49	76,886,904.00
7/1/2032				1,441,629.47	1,441,629.47		
1/1/2033	2,164,627.00	Standard	3.750000	1,441,629.47	3,606,256.47	5,047,885.94	74,722,277.00
7/1/2033				1,401,042.72	1,401,042.72		
1/1/2034	2,245,801.00	Standard	3.750000	1,401,042.72	3,646,843.72	5,047,886.43	72,476,476.00
7/1/2034				1,358,933.95	1,358,933.95		
1/1/2035	2,330,018.00	Standard	3.750000	1,358,933.95	3,688,951.95	5,047,885.89	70,146,458.00
7/1/2035				1,315,246.11	1,315,246.11		
1/1/2036	2,417,394.00	Standard	3.750000	1,315,246.11	3,732,640.11	5,047,886.21	67,729,064.00
7/1/2036				1,269,919.97	1,269,919.97		
1/1/2037	2,508,046.00	Standard	3.750000	1,269,919.97	3,777,965.97	5,047,885.93	65,221,018.00
7/1/2037				1,222,894.10	1,222,894.10		
1/1/2038	2,602,098.00	Standard	3.750000	1,222,894.10	3,824,992.10	5,047,886.20	62,618,920.00
7/1/2038				1,174,104.76	1,174,104.76		
1/1/2039	2,699,677.00	Standard	3.750000	1,174,104.76	3,873,781.76	5,047,886.52	59,919,243.00
7/1/2039				1,123,485.82	1,123,485.82		
1/1/2040	2,800,915.00	Standard	3.750000	1,123,485.82	3,924,400.82	5,047,886.63	57,118,328.00
7/1/2040				1,070,968.66	1,070,968.66		
1/1/2041	2,905,949.00	Standard	3.750000	1,070,968.66	3,976,917.66	5,047,886.32	54,212,379.00
7/1/2041				1,016,482.12	1,016,482.12		
1/1/2042	3,014,922.00	Standard	3.750000	1,016,482.12	4,031,404.12	5,047,886.23	51,197,457.00
7/1/2042				959,952.33	959,952.33		
1/1/2043	3,127,982.00	Standard	3.750000	959,952.33	4,087,934.33	5,047,886.65	48,069,475.00
7/1/2043				901,302.66	901,302.66		
1/1/2044	3,245,281.00	Standard	3.750000	901,302.66	4,146,583.66	5,047,886.32	44,824,194.00
7/1/2044				840,453.64	840,453.64		
1/1/2045	3,366,979.00	Standard	3.750000	840,453.64	4,207,432.64	5,047,886.28	41,457,215.00
7/1/2045				777,322.79	777,322.79		
1/1/2046	3,493,241.00	Standard	3.750000	777,322.79	4,270,563.79	5,047,886.57	37,963,974.00
7/1/2046				711,824.52	711,824.52		
1/1/2047	3,624,237.00	Standard	3.750000	711,824.52	4,336,061.52	5,047,886.03	34,339,737.00
7/1/2047				643,870.07	643,870.07		
1/1/2048	3,760,146.00	Standard	3.750000	643,870.07	4,404,016.07	5,047,886.14	30,579,591.00
7/1/2048				573,367.33	573,367.33		
1/1/2049	3,901,151.00	Standard	3.750000	573,367.33	4,474,518.33	5,047,885.66	26,678,440.00
7/1/2049				500,220.75	500,220.75		
1/1/2050	4,047,445.00	Standard	3.750000	500,220.75	4,547,665.75	5,047,886.50	22,630,995.00
7/1/2050				424,331.16	424,331.16		
1/1/2051	4,199,224.00	Standard	3.750000	424,331.16	4,623,555.16	5,047,886.31	18,431,771.00
7/1/2051				345,595.71	345,595.71		
1/1/2052	4,356,695.00	Standard	3.750000	345,595.71	4,702,290.71	5,047,886.41	14,075,076.00
7/1/2052				263,907.68	263,907.68		
1/1/2053	4,520,071.00	Standard	3.750000	263,907.68	4,783,978.68	5,047,886.35	9,555,005.00
7/1/2053				179,156.35	179,156.35		
1/1/2054	4,689,573.00	Standard	3.750000	179,156.35	4,868,729.35	5,047,885.69	4,865,432.00
7/1/2054				91,226.85	91,226.85		
1/1/2055	4,865,432.00	Standard	3.750000	91,226.85	4,956,658.85	5,047,885.70	
	90,000,000.00			61,436,586.18	151,436,586.18		

Town of Cape Elizabeth, Maine
 2025 General Obligation Bonds
 \$90MM Level Annual Principal
 Dated Date Wednesday, January 1, 2025
 Delivery Date Wednesday, January 1, 2025



Debt Service Schedule

Date	Principal	Bond Type	Coupon	Interest	Debt Service	Fiscal Total	Bond Balance
7/1/2025				1,687,500.00	1,687,500.00		90,000,000.00
1/1/2026	3,000,000.00	Standard	3.750000	1,687,500.00	4,687,500.00	6,375,000.00	87,000,000.00
7/1/2026				1,631,250.00	1,631,250.00		
1/1/2027	3,000,000.00	Standard	3.750000	1,631,250.00	4,631,250.00	6,262,500.00	84,000,000.00
7/1/2027				1,575,000.00	1,575,000.00		
1/1/2028	3,000,000.00	Standard	3.750000	1,575,000.00	4,575,000.00	6,150,000.00	81,000,000.00
7/1/2028				1,518,750.00	1,518,750.00		
1/1/2029	3,000,000.00	Standard	3.750000	1,518,750.00	4,518,750.00	6,037,500.00	78,000,000.00
7/1/2029				1,462,500.00	1,462,500.00		
1/1/2030	3,000,000.00	Standard	3.750000	1,462,500.00	4,462,500.00	5,925,000.00	75,000,000.00
7/1/2030				1,406,250.00	1,406,250.00		
1/1/2031	3,000,000.00	Standard	3.750000	1,406,250.00	4,406,250.00	5,812,500.00	72,000,000.00
7/1/2031				1,350,000.00	1,350,000.00		
1/1/2032	3,000,000.00	Standard	3.750000	1,350,000.00	4,350,000.00	5,700,000.00	69,000,000.00
7/1/2032				1,293,750.00	1,293,750.00		
1/1/2033	3,000,000.00	Standard	3.750000	1,293,750.00	4,293,750.00	5,587,500.00	66,000,000.00
7/1/2033				1,237,500.00	1,237,500.00		
1/1/2034	3,000,000.00	Standard	3.750000	1,237,500.00	4,237,500.00	5,475,000.00	63,000,000.00
7/1/2034				1,181,250.00	1,181,250.00		
1/1/2035	3,000,000.00	Standard	3.750000	1,181,250.00	4,181,250.00	5,362,500.00	60,000,000.00
7/1/2035				1,125,000.00	1,125,000.00		
1/1/2036	3,000,000.00	Standard	3.750000	1,125,000.00	4,125,000.00	5,250,000.00	57,000,000.00
7/1/2036				1,068,750.00	1,068,750.00		
1/1/2037	3,000,000.00	Standard	3.750000	1,068,750.00	4,068,750.00	5,137,500.00	54,000,000.00
7/1/2037				1,012,500.00	1,012,500.00		
1/1/2038	3,000,000.00	Standard	3.750000	1,012,500.00	4,012,500.00	5,025,000.00	51,000,000.00
7/1/2038				956,250.00	956,250.00		
1/1/2039	3,000,000.00	Standard	3.750000	956,250.00	3,956,250.00	4,912,500.00	48,000,000.00
7/1/2039				900,000.00	900,000.00		
1/1/2040	3,000,000.00	Standard	3.750000	900,000.00	3,900,000.00	4,800,000.00	45,000,000.00
7/1/2040				843,750.00	843,750.00		
1/1/2041	3,000,000.00	Standard	3.750000	843,750.00	3,843,750.00	4,687,500.00	42,000,000.00
7/1/2041				787,500.00	787,500.00		
1/1/2042	3,000,000.00	Standard	3.750000	787,500.00	3,787,500.00	4,575,000.00	39,000,000.00
7/1/2042				731,250.00	731,250.00		
1/1/2043	3,000,000.00	Standard	3.750000	731,250.00	3,731,250.00	4,462,500.00	36,000,000.00
7/1/2043				675,000.00	675,000.00		
1/1/2044	3,000,000.00	Standard	3.750000	675,000.00	3,675,000.00	4,350,000.00	33,000,000.00
7/1/2044				618,750.00	618,750.00		
1/1/2045	3,000,000.00	Standard	3.750000	618,750.00	3,618,750.00	4,237,500.00	30,000,000.00
7/1/2045				562,500.00	562,500.00		
1/1/2046	3,000,000.00	Standard	3.750000	562,500.00	3,562,500.00	4,125,000.00	27,000,000.00
7/1/2046				506,250.00	506,250.00		
1/1/2047	3,000,000.00	Standard	3.750000	506,250.00	3,506,250.00	4,012,500.00	24,000,000.00
7/1/2047				450,000.00	450,000.00		
1/1/2048	3,000,000.00	Standard	3.750000	450,000.00	3,450,000.00	3,900,000.00	21,000,000.00
7/1/2048				393,750.00	393,750.00		
1/1/2049	3,000,000.00	Standard	3.750000	393,750.00	3,393,750.00	3,787,500.00	18,000,000.00
7/1/2049				337,500.00	337,500.00		
1/1/2050	3,000,000.00	Standard	3.750000	337,500.00	3,337,500.00	3,675,000.00	15,000,000.00
7/1/2050				281,250.00	281,250.00		
1/1/2051	3,000,000.00	Standard	3.750000	281,250.00	3,281,250.00	3,562,500.00	12,000,000.00
7/1/2051				225,000.00	225,000.00		
1/1/2052	3,000,000.00	Standard	3.750000	225,000.00	3,225,000.00	3,450,000.00	9,000,000.00
7/1/2052				168,750.00	168,750.00		
1/1/2053	3,000,000.00	Standard	3.750000	168,750.00	3,168,750.00	3,337,500.00	6,000,000.00
7/1/2053				112,500.00	112,500.00		
1/1/2054	3,000,000.00	Standard	3.750000	112,500.00	3,112,500.00	3,225,000.00	3,000,000.00
7/1/2054				56,250.00	56,250.00		
1/1/2055	3,000,000.00	Standard	3.750000	56,250.00	3,056,250.00	3,112,500.00	
	90,000,000.00			52,312,500.00	142,312,500.00		